



SUPPORT CLASS RESULTS

AUSTRALIAN HISTORIC

Qualifying



Date: 22/02/13
 Event: Q01
 Weather: Cloudy - Temp: 20.4C
 Track: Dry - Temp: 19.5C

Started at: 08:20:02
 Laps: 20 Min
 Starters: 26
 Printed at: 9:02

PROVISIONAL CLASSIFICATION

Pos	No	Name	Machine	Fastest Lap	On Lap	Behind Prev	Behind Leader	Top Speed
1	19	Shawn GILES (NSW) / TBR / D&D / Springwood Suzuki	Suzuki Katana 1294	1:38.324	4 of 4			267
2	186	Beau BEATON (NSW) / KH Equipment P/L	Irving Vincent 1300	1:38.465	2 of 5	.141	.141	251
3	1	Michael DIBB (VIC) / T Rex Racing	Honda CB 1150 R	1:42.555	2 of 6	4.090	4.231	258
4	23	Laurie FYFFE (NSW)	Suzuki GSX 1294	1:44.881	5 of 8	2.326	6.557	246
5	76	Scott WEBSTER (VIC) / West Gippsland Auto Electrics	Moto Martin Suzuki 1200	1:44.995	3 of 5	.114	6.671	253
6	54	Robert COLE (NSW) / Biker Wives	Suzuki GSXR 1100	1:47.578	10 of 10	2.583	9.254	244
7	62	Robert RUWOLDT (VIC)	Kawasaki Harris 1200	1:47.852	4 of 6	.274	9.528	236
8	94	Michael TENISWOOD (NSW)	Yamaha TZ 750	1:48.446	3 of 3	.594	10.122	247
9	8	Albert TEHENNEPE (VIC)	Kawasaki Z 1260 J	1:48.642	2 of 7	.196	10.318	241
10	31	Craig DITCHBURN (VIC)	Yamaha TZ 750	1:48.784	2 of 3	.142	10.460	256
11	11	Craig STEWART (NSW) / C & M Motorcycles	Yamaha OW01 750	1:50.179	7 of 7	1.395	11.855	233
12	321	Barry DITCHBURN (VIC)	Yamaha TZ 750	1:50.839	3 of 5	.660	12.515	244
13	24	Peter MIZZI (VIC)	Suzuki GSXR 1100	1:51.401	4 of 5	.562	13.077	238
14	75	Stuart LOLY (VIC) / Victorian Motorcycle Wreckers	Suzuki GSX 1170	1:51.538	1 of 1	.137	13.214	230
15	52	Chris ROSTRON (VIC) / Monerel Ninja Racing / Pirelli	Kawasaki GPZ 946 R	1:55.023	3 of 5	3.485	16.699	226
16	800	David NICHOLSON (VIC) / Nicholson Transport	Kawasaki GPZ 1100	1:57.237	8 of 8	2.214	18.913	217
17	4	Roger ARNOLD (NSW) / Mick Hone	Suzuki GSX 1170	1:57.504	8 of 8	.267	19.180	228
18	12	Richard EASTON (NSW)	Suzuki GSX 1170	1:57.576	4 of 5	.072	19.252	227
19	35	Clive WARNER (VIC) / Lord Morley	Honda CBR 1100	1:57.789	3 of 4	.213	19.465	220
20	816	Darren LARK (VIC) / Red Mist Motorcycle Accessories	Honda CB 1062 R	1:57.892	8 of 8	.103	19.568	214
21	137	Terry MCKINNON (NSW)	Yamaha TZ 750	2:00.026	9 of 9	2.134	21.702	213
22	87	Mark JOHNSTON (VIC) / Mark Johnston Earthmoving P/L	Suzuki GSX 1200	2:00.747	5 of 6	.721	22.423	218
23	6	Phil RUSSELL (VIC) / Red-Mist Motorcycle Accessories	Honda CB 1123 FZ	2:05.581	2 of 2	4.834	27.257	200
24	546	Martin GRATTON (VIC)	Royal Enfield Bullet 612	2:33.117	3 of 3	27.536	54.793	129
Not enough laps								
NC	25	Zoltan PETRI (NSW) / www.retroracing.com.au / Reevu	Yamaha FZR 1000	.000	0 of 0		-1:38.324	
26	86	Paul WALKLEY (VIC)	Suzuki GSX 1200	1:52.260	2 of 6	1:52.260	13.936	236

*** No. 86 (Paul WALKLEY) to start at rear of grid for failing to notify machine change prior to session start ***

The results are provisional until the end of the time limit for protests and appeals.

Chief Time Keeper - Scott Laing


Clerk of Course - Tom Williams



Computime Race Timing Systems Pty Ltd © 1996
 Licensed to Computime Race Timing Systems
COMPUTIME RACE TIMING SYSTEMS PTY LTD
www.computime.com.au

9 Timber Lane, Glen Waverley Vic 3150. Ph: 0418 17 13 17

E-mail: scott@computime.com.au





SUPPORT CLASS RESULTS

AUSTRALIAN HISTORIC



Date: 22/02/13
Event: Q01
Weather: Cloudy - Temp: 20.4C
Track: Dry - Temp: 19.5C

Qualifying

Started at: 08:20:02
Laps: 20 Min
Starters: 26
Printed at: 9:02

PROVISIONAL SPLIT TIMES

Lap	Split 1	Split 2	Split 3	Lap Time	Speed	Lap	Split 1	Split 2	Split 3	Lap Time	Speed
1 Michael DIBB (VIC) (3rd)						54 Robert COLE (NSW) (6th)					
1	32.949	45.621	28.465	1:47.035	251	1	37.282	53.033	34.044	2:04.359	233
2	31.033	43.386	28.136	1:42.555	258	2	35.944	50.997	32.515	1:59.456	234
3	31.210	44.129	28.369	1:43.708	254	3	34.893	48.907	31.294	1:55.094	231
4	31.395	42.961	28.678	1:43.034	254	4	33.786	47.292	30.568	1:51.646	239
5	33.127	43.846	28.700	1:45.673	250	5	33.776	46.924	31.210	1:51.910	241
6	31.495	43.248	28.741	1:43.484	248	6	33.435	47.606	30.330	1:51.371	243
4 Roger ARNOLD (NSW) (18th)						62 Robert RUWOLDT (VIC) (7th)					
1		3:33.631	37.837	4:11.468		7	33.861	48.037	32.034	1:53.932	244
2	41.630	1:02.260	34.467	2:18.357	172	8	33.074	45.028	30.537	1:48.639	236
3	37.823	52.033	34.063	2:03.919	228	9	32.865	45.729	29.763	1:48.357	239
4	37.778	51.762	33.609	2:03.149	228	10	32.781	44.909	29.888	1:47.578	244
5	38.149	51.801	34.122	2:04.072	222	75 Stuart LOLY (VIC) (14th)					
6	42.674	57.941	34.633	2:15.248	226	1	33.817	46.549	29.630	1:49.996	234
7	36.629	49.763	32.621	1:59.013	223	2	33.381	45.366	29.357	1:48.104	234
8	36.322	49.679	32.603	1:58.604	220	3	32.834	46.798	29.931	1:49.563	236
9	36.143	49.361	32.000	1:57.504	220	4	33.083	45.394	29.375	1:47.852	234
6 Phil RUSSELL (VIC) (24th)						76 Scott WEBSTER (VIC) (5th)					
1	40.887	54.761	34.211	2:09.859	184	5	34.741	45.781	30.196	1:50.718	231
2	38.737	52.965	33.879	2:05.581	200	6	33.256	46.058	30.401	1:49.715	232
8 Albert TEHENNEPE (VIC) (9th)						86 Paul WALKLEY (VIC) (15th)					
1	33.965	47.056	29.849	1:50.870	237	1	35.788	48.094	30.631	1:54.513	218
2	33.240	45.693	29.709	1:48.642	241	2	33.926	47.719	30.615	1:52.260	236
3	33.321	46.110	30.058	1:49.489	239	3	34.622	47.528	30.457	1:52.607	194
4	1:27.536	46.902	30.248	2:44.686	154	4	34.548	47.841	30.705	1:53.094	227
5	33.336	46.071	30.096	1:49.503	237	5	34.586	48.358	31.427	1:54.371	229
6	34.437	47.234	30.735	1:52.406	236	6	34.160	50.138	46.580	2:10.878	229
7	33.371	45.897	34.507	1:53.775	233	11 Craig STEWART (NSW) (11th)					
11 Craig STEWART (NSW) (11th)						11 Craig STEWART (NSW) (11th)					
1	39.270	52.801	31.284	2:03.355	205	1	39.270	52.801	31.284	2:03.355	205
2	34.262	49.102	31.789	1:55.153	228	2	34.262	49.102	31.789	1:55.153	228
3	34.044	47.953	30.547	1:52.544	229	3	34.044	47.953	30.547	1:52.544	229
4	35.212	48.392	31.158	1:54.762	233	4	35.212	48.392	31.158	1:54.762	233
5	34.804	48.227	30.343	1:53.374	226	5	34.804	48.227	30.343	1:53.374	226

Scott Laing

Chief Time Keeper - Scott Laing

Tom Williams

Clerk of Course - Tom Williams



Computime Race Timing Systems Pty Ltd © 1996
Licensed to Computime Race Timing Systems
COMPUTIME RACE TIMING SYSTEMS PTY LTD
www.computime.com.au

9 Timber Lane, Glen Waverley Vic 3150. Ph: 0418 17 13 17

E-mail: scott@computime.com.au





SUPPORT CLASS RESULTS



AUSTRALIAN HISTORIC

Qualifying

Date: 22/02/13
 Event: Q01
 Weather: Cloudy - Temp: 20.4C
 Track: Dry - Temp: 19.5C

Started at: 08:20:02
 Laps: 20 Min
 Starters: 26
 Printed at: 9:02

PROVISIONAL SPLIT TIMES

Lap	Split 1	Split 2	Split 3	Lap Time	Speed	Lap	Split 1	Split 2	Split 3	Lap Time	Speed
6	36.815	53.487	31.331	2:01.633	220						
7	33.658	46.719	29.802	1:50.179	229						
12 Richard EASTON (NSW) (19th)											
1	39.537	53.944	33.058	2:06.539	198						
2	37.358	51.986	32.541	2:01.885	221						
3	36.719	51.048	32.102	1:59.869	220						
4	36.109	49.704	31.763	1:57.576	226						
5	35.323	50.722	34.481	2:00.526	227						
19 Shawn GILES (NSW) (1st)											
1	30.708	43.780	27.357	1:41.845	260						
2	29.999	42.464	27.430	1:39.893	267						
3	30.609	3:37.692	27.575	4:35.876	240						
4	29.950	41.353	27.021	1:38.324	267						
23 Laurie FYFFE (NSW) (4th)											
1	38.654	50.978	31.654	2:01.286	204						
2	33.449	47.448	29.687	1:50.584	236						
3	32.617	45.445	29.030	1:47.092	241						
4	32.346	45.392	28.800	1:46.538	244						
5	32.140	44.119	28.622	1:44.881	246						
6	33.143	44.472	28.985	1:46.600	238						
7	32.064	44.426	29.131	1:45.621	242						
8	32.350	44.139	29.187	1:45.676	243						
24 Peter MIZZI (VIC) (13th)											
1	34.743	47.564	30.462	1:52.769	223						
2	34.563	52.022	30.498	1:57.083	238						
3	33.600	47.450	30.375	1:51.425	234						
4	34.254	46.562	30.585	1:51.401	225						
5	33.999	47.951	30.630	1:52.580	230						
31 Craig DITCHBURN (VIC) (10th)											
1	34.765	47.760	30.130	1:52.655	234						
2	32.781	45.596	30.407	1:48.784	256						
3	32.857	47.223	29.374	1:49.454	254						
87 Mark JOHNSTON (VIC) (23th)											
1	41.627	57.132	34.614	2:13.373	166						
2	36.952	53.586	33.408	2:03.946	209						
3	36.972	52.776	33.476	2:03.224	211						
4	37.366	51.735	32.266	2:01.367	214						
5	36.749	51.598	32.400	2:00.747	218						
6	37.052	52.016	32.990	2:02.058	213						
94 Michael TENISWOOD (NSW) (8th)											
1	34.945	47.283	30.960	1:53.188	220						
2	33.345	45.822	30.152	1:49.319	244						
3	32.685	45.744	30.017	1:48.446	247						
137 Terry MCKINNON (NSW) (22th)											
1	41.121	57.710	34.851	2:13.682	183						
2	38.933	55.162	33.713	2:07.808	209						
3	38.264	53.813	33.455	2:05.532	211						
4	39.037	53.086	33.374	2:05.497	209						
5	38.529	52.581	32.780	2:03.890	202						
6	38.812	54.790	32.712	2:06.314	213						
7	37.716	51.898	32.824	2:02.438	208						
8	37.345	51.509	32.488	2:01.342	211						
9	37.125	51.043	31.858	2:00.026	210						
186 Beau BEATON (NSW) (2nd)											
1	31.004	41.920	27.679	1:40.603	244						
2	30.176	41.081	27.208	1:38.465	244						
3	30.562	42.455	28.005	1:41.022	244						
4	30.450	42.272	28.099	1:40.821	245						
5	30.321	41.129	27.838	1:39.288	251						
321 Barry DITCHBURN (VIC) (12th)											
1	36.103	49.077	31.656	1:56.836	228						
2	35.083	48.051	30.519	1:53.653	238						
3	34.089	46.441	30.309	1:50.839	239						
4	34.451	47.080	30.731	1:52.262	238						

Scott Laing
 Chief Time Keeper - Scott Laing


Tom Williams
 Clerk of Course - Tom Williams



Computime Race Timing Systems Pty Ltd © 1996
 Licensed to Computime Race Timing Systems
COMPUTIME RACE TIMING SYSTEMS PTY LTD
www.computime.com.au

9 Timber Lane, Glen Waverley Vic 3150. Ph: 0418 17 13 17

E-mail: scott@computime.com.au





SUPPORT CLASS RESULTS



AUSTRALIAN HISTORIC

Qualifying

Date: 22/02/13
 Event: Q01
 Weather: Cloudy - Temp: 20.4C
 Track: Dry - Temp: 19.5C

Started at: 08:20:02
 Laps: 20 Min
 Starters: 26
 Printed at: 9:02

PROVISIONAL SPLIT TIMES

Lap	Split 1	Split 2	Split 3	Lap Time	Speed	Lap	Split 1	Split 2	Split 3	Lap Time	Speed
						5	34.388	47.376	30.597	1:52.361	244
35 Clive WARNER (VIC) (20th)											
1		2:30.895	35.624	3:06.519							
2	39.671	52.636	33.475	2:05.782	181						
3	37.361	50.774	33.031	2:01.166	196						
4	35.954	49.631	32.204	1:57.789	209						
5	35.967	50.268	32.102	1:58.337	208						
52 Chris ROSTRON (VIC) (16th)											
1	35.837	49.814	31.533	1:57.184	226						
2	35.846	48.363	31.052	1:55.261	215						
3	35.254	48.145	31.624	1:55.023	224						
4	36.110	48.434	31.357	1:55.901	203						
5	35.315	48.277	31.453	1:55.045	222						
546 Martin GRATTON (VIC) (25th)											
1	54.365	1:09.613	42.675	2:46.653	129						
2	52.454	1:04.317	40.291	2:37.062	119						
3	50.165	1:02.342	40.610	2:33.117	129						
800 David NICHOLSON (VIC) (17th)											
1	38.280	52.543	32.866	2:03.689	210						
2	37.514	51.308	32.154	2:00.976	214						
3	36.222	49.570	32.186	1:57.978	217						
4	37.123	50.812	32.496	2:00.431	215						
5	36.868	50.389	32.750	2:00.007	215						
6	37.935	53.212	2:02.466	3:33.613	214						
7	45.079	49.723	32.006	2:06.808							
8	36.177	49.081	31.979	1:57.237	211						
816 Darren LARK (VIC) (21th)											
1		3:59.777	35.806	4:35.583							
2	38.874	54.433	34.304	2:07.611	204						
3	37.148	52.410	33.075	2:02.633	214						
4	37.888	52.215	33.297	2:03.400	190						
5	37.196	52.897	33.781	2:03.874	209						
6	37.335	51.458	33.263	2:02.056	211						
7	36.326	50.665	32.372	1:59.363	212						
8	36.140	50.195	32.512	1:58.847	214						
9	36.193	49.463	32.236	1:57.892	212						

*** No. 86 (Paul WALKLEY) to start at rear of grid for failing to notify machine change prior to session start ***

The results are provisional until the end of the time limit for protests and appeals.


 Chief Time Keeper - Scott Laing


 Clerk of Course - Tom Williams



Computime Race Timing Systems Pty Ltd © 1996
 Licensed to Computime Race Timing Systems
COMPUTIME RACE TIMING SYSTEMS PTY LTD
www.computime.com.au

9 Timber Lane, Glen Waverley Vic 3150. Ph: 0418 17 13 17

E-mail: scott@computime.com.au





SUPPORT CLASS RESULTS



AUSTRALIAN HISTORIC

Qualifying

Date: 22/02/13
 Event: Q01
 Weather: Cloudy - Temp: 20.4C
 Track: Dry - Temp: 19.5C

Started at: 08:20:02
 Laps: 20 Min
 Starters: 26
 Printed at: 9:02

PROVISIONAL LAP TIMES

No	Name	Lap 1	Lap 2	Lap 3	Lap 4	Lap 5	Lap 6	Lap 7	Lap 8	Lap 9	Lap 10
1	Michael DIBB (VIC)	1:47.035	1:42.555	1:43.708	1:43.034	1:45.673	1:43.484				
4	Roger ARNOLD (NSW)	2:18.357	2:03.919	2:03.149	2:04.072	2:15.248	1:59.013	1:58.604	1:57.504		
6	Phil RUSSELL (VIC)	2:09.859	2:05.581								
8	Albert TEHENNEPE (VIC)	1:50.870	1:48.642	1:49.489	2:44.686	1:49.503	1:52.406	1:53.775			
11	Craig STEWART (NSW)	2:03.355	1:55.153	1:52.544	1:54.762	1:53.374	2:01.633	1:50.179			
12	Richard EASTON (NSW)	2:06.539	2:01.885	1:59.869	1:57.576	2:00.526					
19	Shawn GILES (NSW)	1:41.845	1:39.893	4:35.876	1:38.324						
23	Laurie FYFFE (NSW)	2:01.286	1:50.584	1:47.092	1:46.538	1:44.881	1:46.600	1:45.621	1:45.676		
24	Peter MIZZI (VIC)	1:52.769	1:57.083	1:51.425	1:51.401	1:52.580					
31	Craig DITCHBURN (VIC)	1:52.655	1:48.784	1:49.454							
35	Clive WARNER (VIC)	2:05.782	2:01.166	1:57.789	1:58.337						
52	Chris ROSTRON (VIC)	1:57.184	1:55.261	1:55.023	1:55.901	1:55.045					
54	Robert COLE (NSW)	2:04.359	1:59.456	1:55.094	1:51.646	1:51.910	1:51.371	1:53.932	1:48.639	1:48.357	1:47.578
62	Robert RUWOLDT (VIC)	1:49.996	1:48.104	1:49.563	1:47.852	1:50.718	1:49.715				
75	Stuart LOLY (VIC)	1:51.538									
76	Scott WEBSTER (VIC)	1:50.143	1:46.418	1:44.995	1:48.316	1:47.687					
86	Paul WALKLEY (VIC)	1:54.513	1:52.260	1:52.607	1:53.094	1:54.371	2:10.878				
87	Mark JOHNSTON (VIC)	2:13.373	2:03.946	2:03.224	2:01.367	2:00.747	2:02.058				
94	Michael TENISWOOD (NSW)	1:53.188	1:49.319	1:48.446							
137	Terry MCKINNON (NSW)	2:13.682	2:07.808	2:05.532	2:05.497	2:03.890	2:06.314	2:02.438	2:01.342	2:00.026	
186	Beau BEATON (NSW)	1:40.603	1:38.465	1:41.022	1:40.821	1:39.288					
321	Barry DITCHBURN (VIC)	1:56.836	1:53.653	1:50.839	1:52.262	1:52.361					
546	Martin GRATTON (VIC)	2:46.653	2:37.062	2:33.117							
800	David NICHOLSON (VIC)	2:03.689	2:00.976	1:57.978	2:00.431	2:00.007	3:33.613	2:06.808	1:57.237		
816	Darren LARK (VIC)	2:07.611	2:02.633	2:03.400	2:03.874	2:02.056	1:59.363	1:58.847	1:57.892		

*** No. 86 (Paul WALKLEY) to start at rear of grid for failing to notify machine change prior to session start ***

The results are provisional until the end of the time limit for protests and appeals.

Chief Time Keeper - Scott Laing

Clerk of Course - Tom Williams



Computime Race Timing Systems Pty Ltd © 1996
 Licensed to Computime Race Timing Systems
COMPUTIME RACE TIMING SYSTEMS PTY LTD
www.computime.com.au

9 Timber Lane, Glen Waverley Vic 3150. Ph: 0418 17 13 17

E-mail: scott@computime.com.au





SUPPORT CLASS RESULTS



AUSTRALIAN HISTORIC

Qualifying

Date: 22/02/13
 Event: Q01
 Weather: Cloudy - Temp: 20.4C
 Track: Dry - Temp: 19.5C

Started at: 08:20:02
 Laps: 20 Min
 Starters: 26
 Printed at: 9:02


PROVISIONAL FASTEST LAPS SEQUENCE

Race Time	No	Name	Machine	Fastest Lap	On Lap
3:19.381	1	Michael DIBB (VIC)	Honda CB 1150 R	1:47.035	1
3:35.815	19	Shawn GILES (NSW)	Suzuki Katana 1294	1:41.845	1
3:46.082	186	Beau BEATON (NSW)	Irving Vincent 1300	1:40.603	1
5:15.708	19	Shawn GILES (NSW)	Suzuki Katana 1294	1:39.893	2
5:24.547	186	Beau BEATON (NSW)	Irving Vincent 1300	1:38.465	2
11:29.908	19	Shawn GILES (NSW)	Suzuki Katana 1294	1:38.324	4

*** No. 86 (Paul WALKLEY) to start at rear of grid for failing to notify machine change prior to session start ***

The results are provisional until the end of the time limit for protests and appeals.


 Chief Time Keeper - Scott Laing


 Clerk of Course - Tom Williams



Computime Race Timing Systems Pty Ltd © 1996
 Licensed to Computime Race Timing Systems
COMPUTIME RACE TIMING SYSTEMS PTY LTD
www.computime.com.au

9 Timber Lane, Glen Waverley Vic 3150. Ph: 0418 17 13 17

E-mail: scott@computime.com.au





SUPPORT CLASS RESULTS



AUSTRALIAN HISTORIC

Qualifying

Date: 22/02/13
 Event: Q01
 Weather: Cloudy - Temp: 20.4C
 Track: Dry - Temp: 19.5C

Started at: 08:20:02
 Laps: 20 Min
 Starters: 26
 Printed at: 9:02

PROVISIONAL BEST PARTIAL TIMES

Pos	Split 1		Split 2		Split 3		LAP		
	Name	Time	Name	Time	Name	Time	Name	Ideal	Fastest
1	S. GILES	29.950	B. BEATON	41.081	S. GILES	27.021	S. GILES	1:38.324	1:38.324
2	B. BEATON	30.176	S. GILES	41.353	B. BEATON	27.208	B. BEATON	1:38.465	1:38.465
3	M. DIBB	31.033	M. DIBB	42.961	M. DIBB	28.136	M. DIBB	1:42.130	1:42.555
4	S. WEBSTER	31.678	L. FYFFE	44.119	L. FYFFE	28.622	S. WEBSTER	1:44.788	1:44.995
5	L. FYFFE	32.064	S. WEBSTER	44.217	S. WEBSTER	28.893	L. FYFFE	1:44.805	1:44.881
6	M. TENISWOOD	32.685	R. COLE	44.909	R. RUWOLDT	29.357	R. COLE	1:47.453	1:47.578
7	C. DITCHBURN	32.781	R. RUWOLDT	45.366	C. DITCHBURN	29.374	R. RUWOLDT	1:47.557	1:47.852
8	R. COLE	32.781	C. DITCHBURN	45.596	A. TEHENNEPE	29.709	C. DITCHBURN	1:47.751	1:48.784
9	R. RUWOLDT	32.834	A. TEHENNEPE	45.693	R. COLE	29.763	M. TENISWOOD	1:48.446	1:48.446
10	A. TEHENNEPE	33.240	M. TENISWOOD	45.744	C. STEWART	29.802	A. TEHENNEPE	1:48.642	1:48.642
11	P. MIZZI	33.600	B. DITCHBURN	46.441	M. TENISWOOD	30.017	C. STEWART	1:50.179	1:50.179
12	C. STEWART	33.658	P. MIZZI	46.562	B. DITCHBURN	30.309	P. MIZZI	1:50.537	1:51.401
13	P. WALKLEY	33.926	C. STEWART	46.719	P. MIZZI	30.375	B. DITCHBURN	1:50.839	1:50.839
14	S. LOLY	34.047	S. LOLY	47.104	S. LOLY	30.387	S. LOLY	1:51.538	1:51.538
15	B. DITCHBURN	34.089	P. WALKLEY	47.528	P. WALKLEY	30.457	P. WALKLEY	1:51.911	1:52.260
16	C. ROSTRON	35.254	C. ROSTRON	48.145	C. ROSTRON	31.052	C. ROSTRON	1:54.451	1:55.023
17	R. EASTON	35.323	D. NICHOLSON	49.081	R. EASTON	31.763	R. EASTON	1:56.790	1:57.576
18	C. WARNER	35.597	R. ARNOLD	49.361	T. MCKINNON	31.858	D. NICHOLSON	1:57.237	1:57.237
19	D. LARK	36.140	D. LARK	49.463	D. NICHOLSON	31.979	C. WARNER	1:57.330	1:57.789
20	R. ARNOLD	36.143	C. WARNER	49.631	R. ARNOLD	32.000	R. ARNOLD	1:57.504	1:57.504
21	D. NICHOLSON	36.177	R. EASTON	49.704	C. WARNER	32.102	D. LARK	1:57.839	1:57.892
22	M. JOHNSTON	36.749	T. MCKINNON	51.043	D. LARK	32.236	T. MCKINNON	2:00.026	2:00.026
23	T. MCKINNON	37.125	M. JOHNSTON	51.598	M. JOHNSTON	32.266	M. JOHNSTON	2:00.613	2:00.747
24	P. RUSSELL	38.737	P. RUSSELL	52.965	P. RUSSELL	33.879	P. RUSSELL	2:05.581	2:05.581
25	M. GRATTON	50.165	M. GRATTON	1:02.34	M. GRATTON	40.291	M. GRATTON	2:32.798	2:33.117

*** No. 86 (Paul WALKLEY) to start at rear of grid for failing to notify machine change prior to session start ***

The results are provisional until the end of the time limit for protests and appeals.

Chief Time Keeper - Scott Laing

Clerk of Course - Tom Williams



Computime Race Timing Systems Pty Ltd © 1996
 Licensed to Computime Race Timing Systems
COMPUTIME RACE TIMING SYSTEMS PTY LTD
www.computime.com.au

9 Timber Lane, Glen Waverley Vic 3150. Ph: 0418 17 13 17

E-mail: scott@computime.com.au





SUPPORT CLASS RESULTS

AUSTRALIAN HISTORIC



Date: 22/02/13
Event: Q01
Weather: Cloudy - Temp: 20.4C
Track: Dry - Temp: 19.5C

Started at: 08:20:02
Laps: 20 Min
Starters: 26
Printed at: 9:02

PROVISIONAL GRID SHEET



1	19	1 S. GILES 1:38.324	186	2 B. BEATON 1:38.465	1	3 M. DIBB 1:42.555
2	23	4 L. FYFFE 1:44.881	76	5 S. WEBSTER 1:44.995	54	6 R. COLE 1:47.578
3	62	7 R. RUWOLDT 1:47.852	94	8 M. TENISWOOD 1:48.446	8	9 A. TEHENNEPE 1:48.642
4	31	10 C. DITCHBURN 1:48.784	11	11 C. STEWART 1:50.179	321	12 B. DITCHBUR 1:50.839
5	24	13 P. MIZZI 1:51.401	75	14 S. LOLY 1:51.538	52	15 C. ROSTRON 1:55.023
6	800	16 D. NICHOLSO 1:57.237	4	17 R. ARNOLD 1:57.504	12	18 R. EASTON 1:57.576
7	35	19 C. WARNER 1:57.789	816	20 D. LARK 1:57.892	137	21 T. MCKINNON 2:00.026
8	87	22 M. JOHNSTON 2:00.747	6	23 P. RUSSELL 2:05.581	546	24 M. GRATTON 2:33.117
9	25	25 Z. PETRI .000	86	26 P. WALKLEY 1:52.260		

*** No. 86 (Paul WALKLEY) to start at rear of grid for failing to notify machine change prior to session start ***

The results are provisional until the end of the time limit for protests and appeals.

Chief Time Keeper - Scott Laing

Clerk of Course - Tom Williams



Computime Race Timing Systems Pty Ltd © 1996
Licensed to Computime Race Timing Systems
COMPUTIME RACE TIMING SYSTEMS PTY LTD
www.computime.com.au

9 Timber Lane, Glen Waverley Vic 3150. Ph: 0418 17 13 17

E-mail: scott@computime.com.au

